

**Alcoa  
Fastening  
Systems**



# **Huck FloorTight®**

**Easy to Install Blind Rivet  
Designed for Plywood  
and Plymetal Floor  
Applications.**





## **All systems go. A self-countersinking fastener designed especially for vehicle floor installations.**

**I**n plywood and plymetal vehicle floor applications, you need a fastener that's strong, vibration-resistant and watertight. Just as importantly, you want a fastening system that's designed to reduce installation costs. In a big way.

Introducing the Huck FloorTight fastener, the revolutionary new fastener that performs impressively from the word go.

### **The benefits of a blind fastener are easy to see.**

Alcoa Fastening Systems' blind FloorTight fasteners mean one-man, one-sided installation, which cuts your labor costs in half, adding up to huge savings. Not only does the FloorTight fastener go a long way, so does your manufacturing dollar.

### **Self-countersinking feature.**

Here's the great news. The Huck FloorTight fastener eliminates the counterboring process in plywood, and the dimpling process in plymetal. Just drill a straight hole and the FloorTight fastener sinks perfectly. You now have an extremely strong fastener installed with one less step.

### **Get a grip on it. Large grip range eliminates the guesswork.**

The FloorTight fastening system accommodates material thickness ranging from .750 to 1.625 inches. And what's more, our fasteners offer high clamp, high tensile and high shear strength, which eliminates shifting and buckling of your floor.

### **Watertight. Because rust never sleeps.**

Unlike ordinary nuts and bolts, the FloorTight fastener is watertight on the blind side, preventing moisture from entering through the body of the installed fastener.

### **Superior performance, time after time.**

When it comes to holding power, FloorTight never gives up. Its design eliminates overtorque, head poppers and loosening common in conventional floor screws.

### **Easy removal, no damage.**

The FloorTight system provides easy fastener removal for quick access under the floor panel. Panels are not damaged upon removal and can easily be refastened.

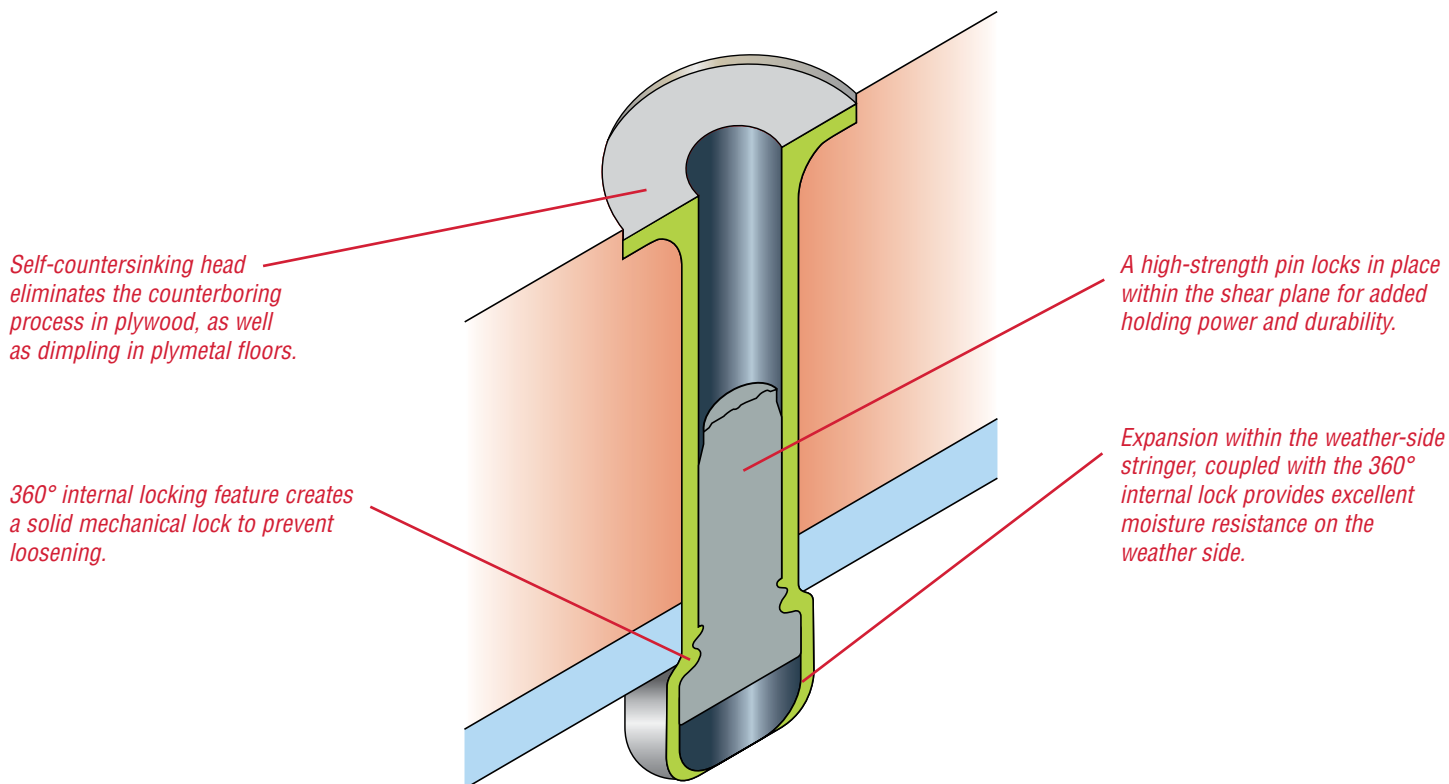
### **Easy on the ears. And the environment.**

Alcoa Fastening Systems use quiet, non-torque tools for lower noise in the plant. And health risks are reduced because operator muscles and joints are not subjected to the constant torque of power tools.

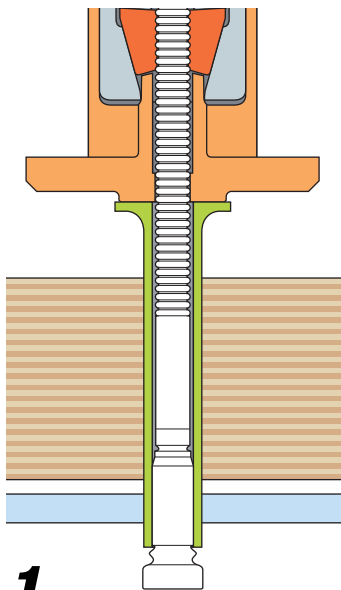
### **Strong support.**

Alcoa Fastening Systems' skilled and knowledgeable technicians are ready and waiting with valuable consultation, evaluation, installation assistance, and in-depth staff training. No other fastening company can match this level of premium, value-added support.

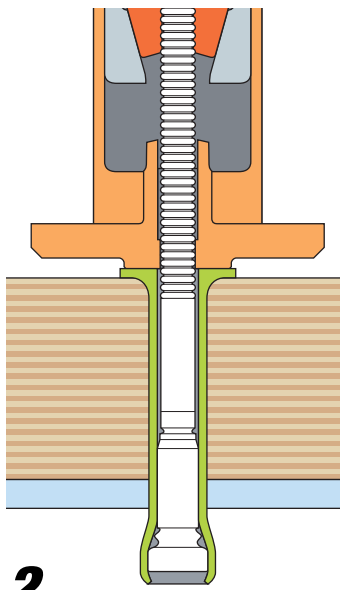
# Huck FloorTight®



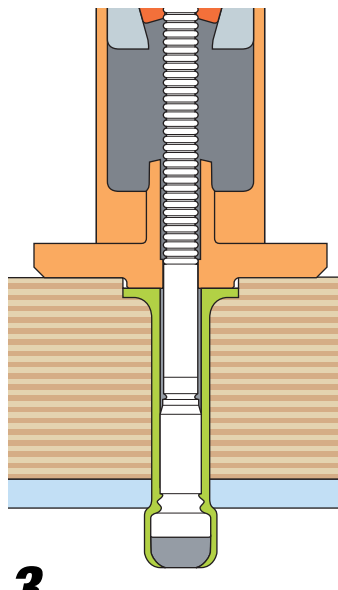
## Installation Sequence



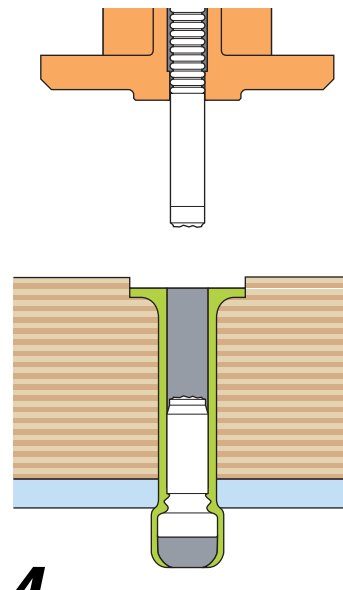
Insert fastener in hole. Apply installation tool.



The nose assembly (orange), attached to Huck's installation tool, is placed over the pintail (white). When the trigger is pressed, the nose assembly jaws (red) pull on the pintail, drawing the pin through the sleeve, causing the blind side sleeve to expand, partially setting the sleeve in the top sheet and pulling out all the sheet gap.

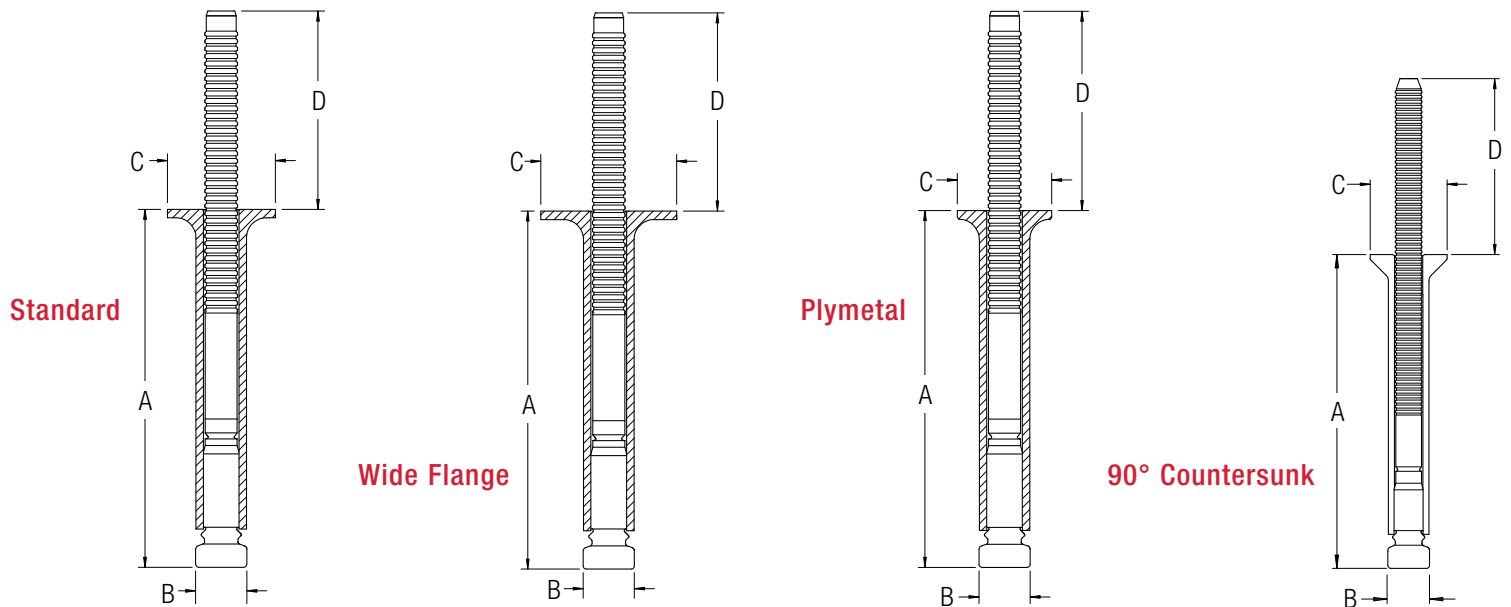


Continued pulling on the pintail forms a mechanical lock between the pin and sleeve end. The anvil on the installation tool then countersinks the fastener head into the top of the material to a preset depth set by the anvil. The anvil's large bearing face then prevents further travel of the sleeve head into the top material.



The pin is then separated in tension at the break neck groove.

## Grip Data and Dimensions



### Plywood Fastener - Standard Head

Diameter	Part No.	Grip Range	A max	B max	C min	D min	Compression
8 (1/4)	PWF-R8-20.	.750-1.375	2.000	0.260	0.610	1.100	High
10 (5/16)	PWF-R10-20 <sup>1</sup>	.750-1.375	2.125	0.325	0.650	1.000	High
	PWF-R10-26 <sup>1</sup>	.750-1.625	2.500	0.325	0.650	1.000	High
	PWFMC-R10-20	.750-1.375	2.125	0.325	0.650	1.000	Medium
	PWFMC-R10-X24	1.150-1.625	2.500	0.325	0.650	1.000	Medium
	PWFMC-R10-26	.750-1.625	2.500	0.325	0.650	1.000	Medium
	PWFLC-R10-20	.750-1.375	2.125	0.325	0.650	1.000	Low <sup>2</sup>

FloorTight fasteners may be available with a stainless steel sleeve. Please see manufacturer for details.

<sup>1</sup> For use in more dense plywood <sup>2</sup> Low-compression fasteners will *not* self-countersink for a flush installation.

### Plywood Fastener - Wide Flange

Diameter	Part No.	Grip Range	A max	B max	C min	D min	Clamp
10 (5/16)	PFW-R10-20	.750-1.375	2.125	0.325	0.850	1.000	Standard
	PFWLC-R10-20	.750-1.375	2.125	0.325	0.850	1.000	Low <sup>2</sup>

### Plymetal Fastener

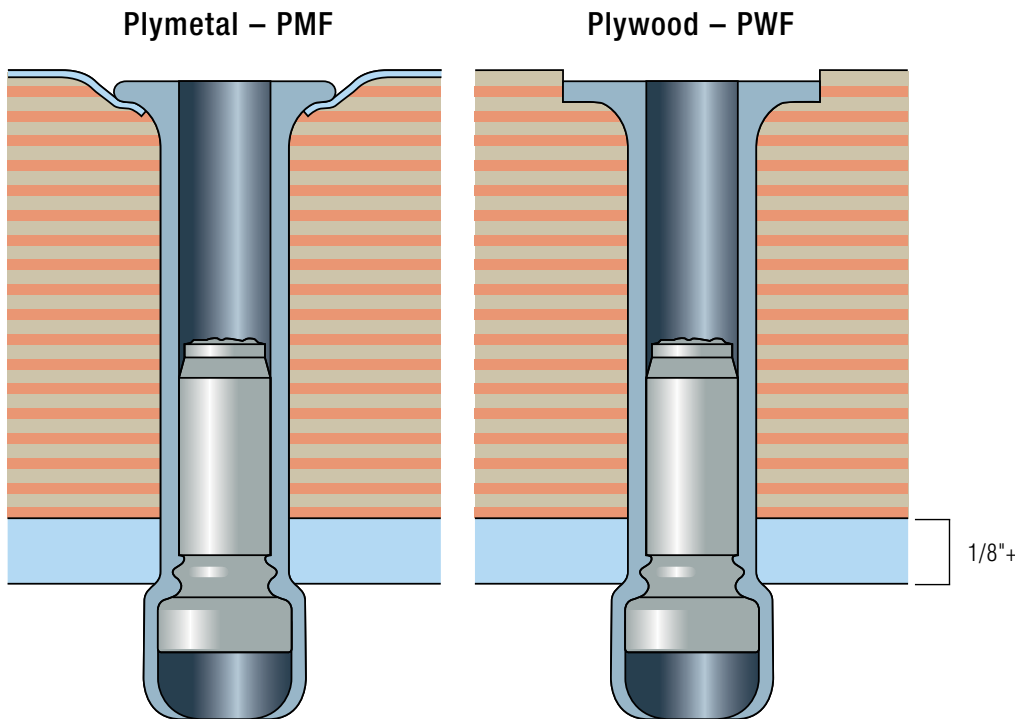
Diameter	Part No.	Grip Range	A max	B max	C min	D min	Clamp
10 (5/16)	PMF-R10-20	.750-1.375	2.125	0.325	0.590	1.000	Standard
	PMF-R10-26	.750-1.625	2.500	0.325	0.590	1.000	Standard
	PMFMC-R10-20	.750-1.375	2.125	0.325	0.590	1.000	Medium

### 90° Countersunk Head

Diameter	Part No.	Grip Range	A max	B max	C min	D min	Clamp
8 (1/4)	PWF90-R8-20 <sup>3</sup>	.750-1.375	2.000	0.260	0.465	1.100	High

<sup>3</sup> For use in more dense plywood or plymetal

# Huck FloorTight®



Note: The blind-side stringer must withstand force of fastener installation without pulling through the material. The manufacturer recommends a minimum of 1/8", however, stringers as thin as .100" may function properly under certain conditions. Fastener performance may vary depending on the grade of plywood.

## Installed Fastener Values (Typical)

Diameter	Fastener	Tensile	Shear*	Pin Retention
8 (1/4)	PWF	2400	4000	200
	PWF90	2400	4000	200
10 (5/16)	PWF	3000	4300	500
	PWFW	3000	4300	500
	PWFMC	3000	4300	200
	PWFLC	2800	4300	200
	PWFWLC	2800	4300	200
	PMF	3000	4300	500
	PMFMC	3000	4300	200

\* With pin in shear plane

## Hole Preparation Data

Diameter	Minimum	Maximum	Recommended
8 (1/4)	.261	.272	.266 (H Drill)
10 (5/16)	.328	.339	.332 (Q Drill)

## Material, Finish and Lubrication

	Material	Finish	Lubrication
Sleeve	Steel	Zinc electroplate with gold chromate	Dry film
Pin	Steel	Black	Wax film

## Ordering Information

Follow the form below to construct a part number for ordering Huck Floortight fasteners. Refer to the Grip Data chart for grip numbers.  
(FASTENER TYPE) (HEAD STYLE) (COMPRESSION LEVEL) - (MATERIAL) (DIAMETER) - (GRIP NUMBER)

Example: **PWFWLC-R10-20** is a Plywood fastener, Wide Flange, Low Compression, Steel, 5/16" Diameter.

Fastener Type		Head Style		Compression		Material		Diameter		Grip Number
Plywood	PWF	Wide Flange	W	Medium	MC	Steel	R	1/4	8	Please refer to the fasteners data chart
Plymetal	PMF	90° Countersunk	90	Low	LC			5/16	10	

## Installation Tools

		Air Driven		Hydraulic
Tool Model		255	256	2580
Nose Assembly	1/4"	99-3441	99-3441	99-3441
	5/16"	99-3452	99-3452	99-3452

### Huck Installation Tooling

Huck installation tools consist of a nose assembly and a tool. The choice of tool and nose assembly is determined by the fastener diameter and application. Tools and nose assemblies are easily changed as installation requirements demand. Huck offers air driven and hydraulic installation tools. Air driven tools operate on 90 – 100 psi air pressure. The lighter weight hydraulic tools operate on hydraulic power supplied by a Huck POWERIG® hydraulic unit.

### POWERIG® Hydraulic Units

Huck hydraulic units provide pressurized hydraulic fluid for installation tools. The Model 940 is a mid-sized unit designed for production and repair applications. For more demanding production choose the Model 918, it can power up to three tools with no performance loss. Both of these units are electrically powered. Hose kits are available in lengths of 12' to 52'.



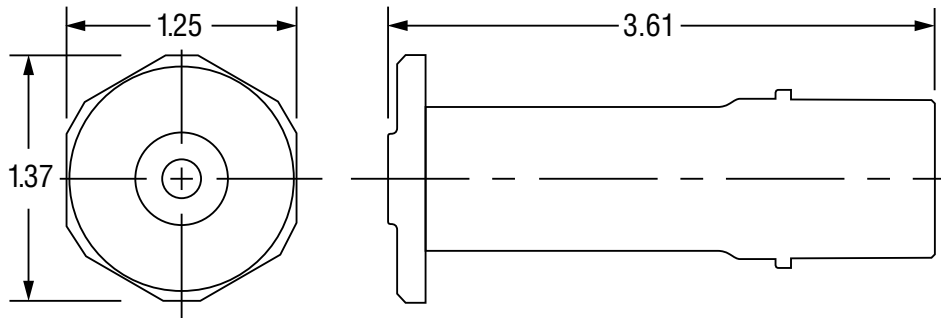
**Hydraulic POWERIG  
Model 940**



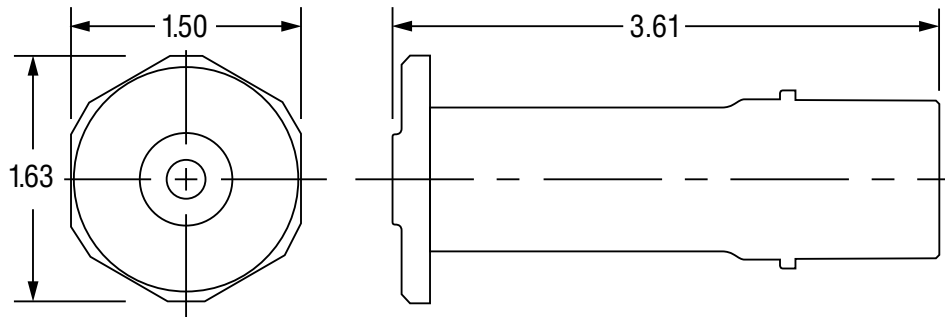
**Hydraulic POWERIG  
Model 918**

## Nose Assembly Data

**99-3441**



**99-3452**



## Tool Specifications



### Model 255 air driven

Weight:	8.8 lbs.
Length:	7.1"
Height:	14.9"
Width:	4.6"



### Model 256 air driven

Weight:	12.30 lbs.
Length:	8.37"
Height:	4.63"
Width:	2.25"



### Model 2580 hydraulic

Weight:	6.6 lbs.
Length:	8.4"
Height:	6.5"
Width:	2.2"



# Alcoa Fastening Systems



For more than 120 years, the name Alcoa has been recognized worldwide as a strong leader in product quality and customer support. These strengths are found in every product manufactured for Alcoa Fastening Systems, offering the greatest breadth and depth of fastening system solutions in the industry.

Alcoa Fastening Systems (AFS) maintains company offices in the United States and in many other countries. AFS fastener distributors are also located in many of the world's industrial centers, where they provide a ready source of AFS fasteners, installation tools, tool parts, and application assistance.

## Americas

Industrial Fastener Division  
8001 Imperial Drive  
Waco, TX 76712, USA  
P.O. Box 8117  
Waco, TX 76714-8117, USA  
Tel: 800 388 4825  
Fax: 800 798 4825

Installation Tool Division  
1 Corporate Drive  
Kingston, NY 12401, USA  
Tel: 800 278 4825  
Fax: 845 334 7333

AFS Industrial Distribution  
Group Headquarters  
1925 North MacArthur Drive  
Tracy, CA 95376, USA  
Tel: 800 826 2884  
Fax: 209 839 3022

AFS Industrial Distribution  
14300 Clay Terrace Blvd.  
Suite 250  
Carmel, IN 46032, USA  
Tel: 800 826 2884  
Fax: 800 573 2645

Latin America Sales  
Avenida Parque Lira  
79-402 Tacubaya  
Mexico C P 11850  
Tel: +52 55 5515 1776  
Fax: +52 55 5277 7564

Brazil Sales  
Av. Nações Unidas, 12.901  
Torre Oeste, 3º andar  
São Paulo – SP – Brasil  
04578-000  
Tel: 0800 015 9888  
Fax: +55 11 5509 0200

## International Locations

India Operations  
Unit no. 28, Chowringhee Court  
55/1, Chowringhee Road  
Kolkata – 700071  
India  
Tel: +91 33 4069 9170/80  
Fax: +91 33 4069 9184

Japan/Korea Sales  
Alcoa Japan Ltd.  
#1013 NBF Hibiya Bldg.  
Uchisaiwai-cho, Chiyoda-ku  
Tokyo 100-1011  
Japan  
Tel: +81 3 3539 6577  
Fax: +81 3 3539 6585

Melbourne Operations  
1508 Centre Road  
Clayton, Victoria, 3168  
Australia  
Tel: +61 3 8545 3333  
Fax: +61 3 8545 3390

Suzhou Sales  
58 Yinsheng Road, Shengpu  
Suzhou Industrial Park  
Suzhou Jiangsu 215126  
China  
Tel: 0512 62823800-8888  
Fax: 0512 62863810

Telford Operations  
Unit C, Stafford Park 7  
Telford, Shropshire TF3, 3BQ  
United Kingdom  
Tel: +44 1952 2900 11  
Fax: +44 1952 2904 59

Alcoa Fastening Systems  
St Cosme Operations  
9 rue de Cressonnieres  
72110 Saint Cosme en Varais  
France  
Tel: +33 0 2.43.31.41.00  
Fax: +33 0 2.43.31.41.41

Alcoa Fastening Systems  
Kelkheim Operations  
Industriestr. 6  
65779 Kelkheim  
Germany  
Tel: +49 [0] 6195 8050  
Fax: +49 [0] 6195 2001

[AFShuck.net](http://AFShuck.net)  
[youtube.com/AFSindustrial](http://youtube.com/AFSindustrial)

## Disclaimer:

The information contained in this publication is only for general guidance, and is not intended to create any warranty, express, implied, or statutory; all warranties are contained only in AFS's written quotations, acknowledgments, and/or purchase orders. It is recommended that the user secure specific, up-to-date data and information regarding each application and/or use of such products.

**Alcoa  
Fastening  
Systems**

